



ಬೃಹತ್ ಬೆಂಗಳೂರು ಮಹಾನಗರ ಪಾಲಿಕೆ  
Bruhat Bengaluru Mahanagara Palike



# BBMP COVID-19 WAR ROOM 04.10.2022



# OVERVIEW OF COVID-19 IN BENGALURU



## CASE TRENDS

ACTIVE CASES **2,257**

### Confirmed Cases

**58**

18,72,151 #

### Recovered Cases

**76**

18,52,906 #

### Death Cases

**0**

16,988 #



## HOSPITALIZATION

**17**

### ICU – V

-

### ICU

**5**

### HDU

**1**

### General

**11**

INCLUDES GOVT. QUOTA AND PRIVATE WALK-IN HOSPITALIZATION



## VACCINATION

**440**

2,04,57,659 #

### First Dose

**56**

96,74,584 #

### Second Dose

**88**

94,71,794 #

### Precaution Dose

**296**

13,11,281 #



## TRIAGING

### MTU

**8**

### Tele Triage

**40**



## ACTIVE CLUSTERS

**0**

### Budding Clusters (<5 Cases)

**0**

### Clusters (> 5 cases)

**0**



## TESTING

**2,247**

3,18,90,732 #

### RAT

**289**

### RTPCR

**1,958**

Positivity : 1.00%

\*FOR LAST 7 DAYS

# : indicates cumulative numbers till date



# ABSTRACT OF COVID-19 SCENARIO IN BENGALURU

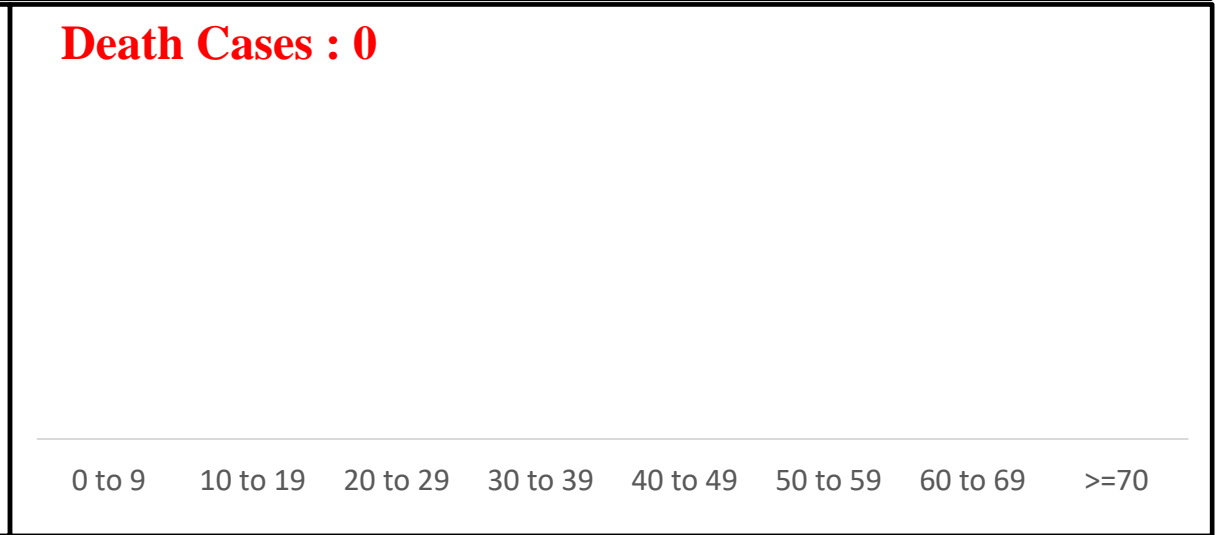
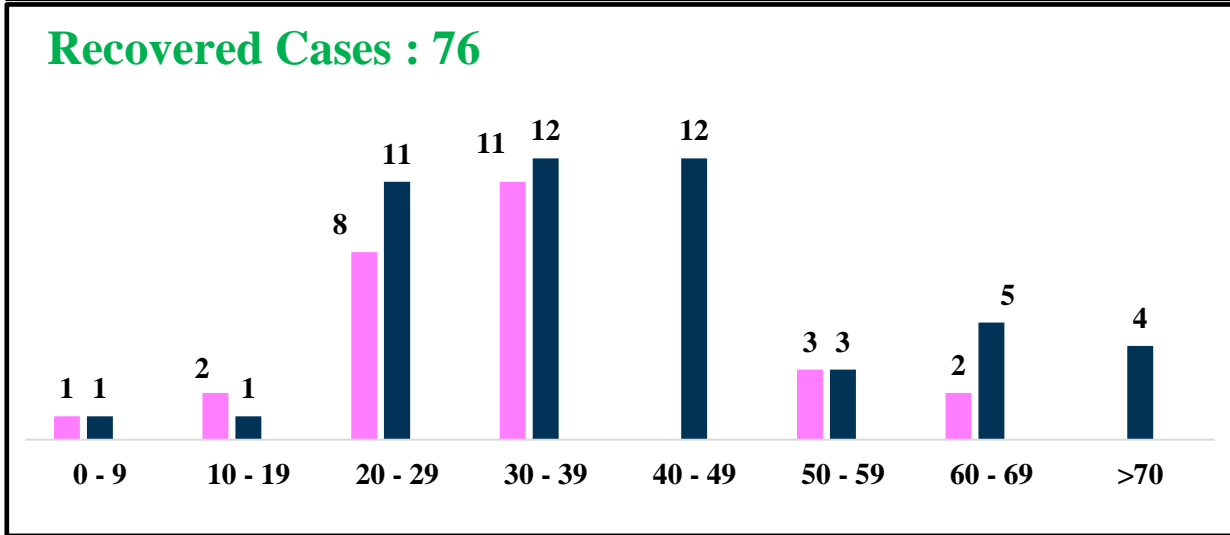
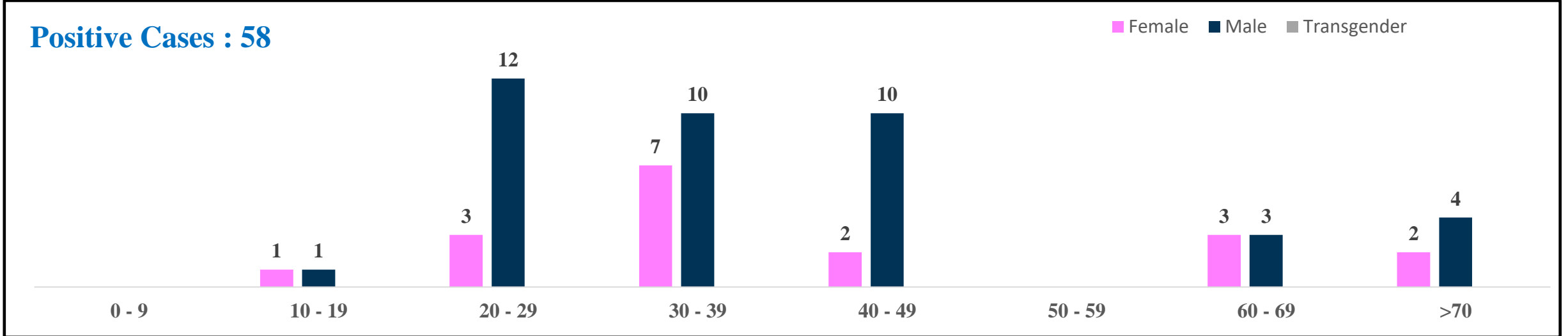


	MALE			FEMALE			TRANSGENDER			TOTAL		
	Last 24 Hours	Last 7 Days	Cumulative	Last 24 Hours	Last 7 Days	Cumulative	Last 24 Hours	Last 7 Days	Cumulative	Last 24 Hours	Last 7 Days	Cumulative
<b>Positive Cases</b>	40	310	11,03,392	18	238	7,67,867	0	0	196	58	548	18,72,151
<b>Recovered Cases</b>	49	223	10,91,126	27	175	7,61,686	0	0	187	76	398	18,52,906
<b>Death Cases</b>	0	0	10,759	0	1	6,225	0	0	4	0	1	16,988
<b>Total Tests Done</b>	<b>In Last 24 hrs. : 2,247</b>			<b>In last 7 days : 54,740</b>			<b>Cumulative : 3,18,90,732</b>					
<b>Vaccine Doses Administered</b>	<b>In Last 24 hrs. : 440</b>			<b>In last 7 days : 11,541</b>			<b>Cumulative : 2,04,57,659</b>					
<b>ACTIVE CASES</b>									<b>2,257</b>			

\*Covid deaths occurred today : 00 | Covid deaths occurred beyond last 24hrs., reported today : 00

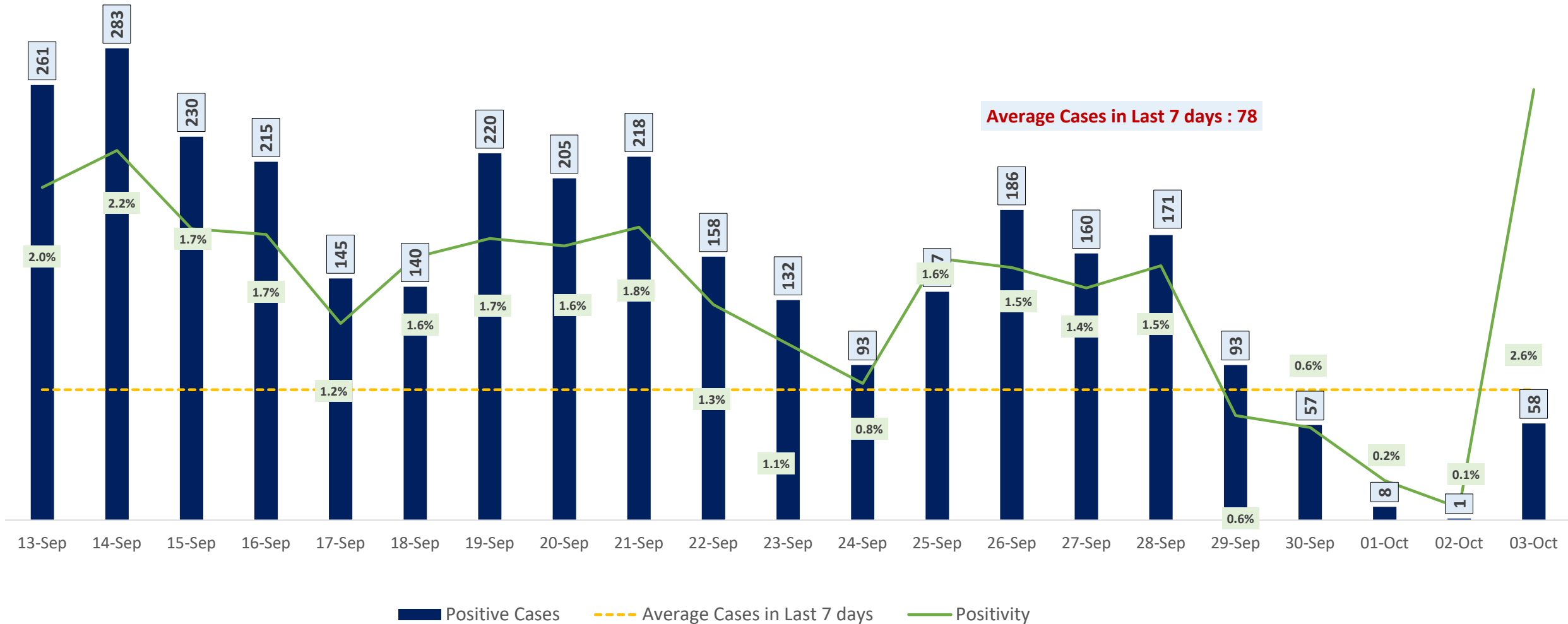


# LAST 24 HOURS AGE GROUP AND GENDER WISE DISTRIBUTION





# POSITIVITY RATE OF BENGALURU – LAST 21 DAYS





# TESTING TRENDS IN BENGALURU

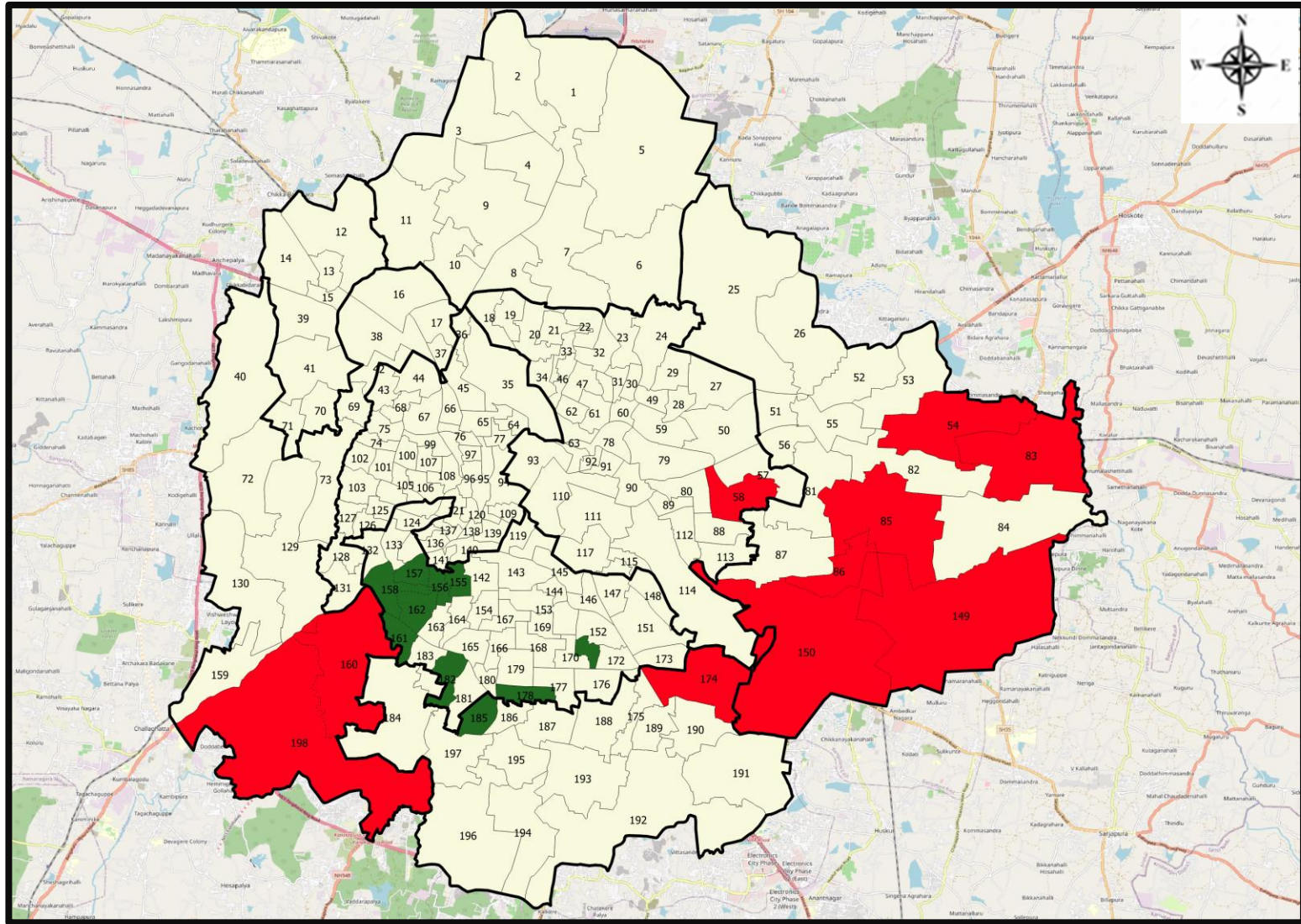


Total Test Conducted Till Date	Test Conducted Last 24 hours	Last 7 Days Average
3,18,90,732	2,247	7,820





# BENGALURU URBAN MAP SHOWING TREND OF POSITIVE CASES IN LAST 7 DAYS



### Top 10 wards reporting highest number of positive cases in last 7 days

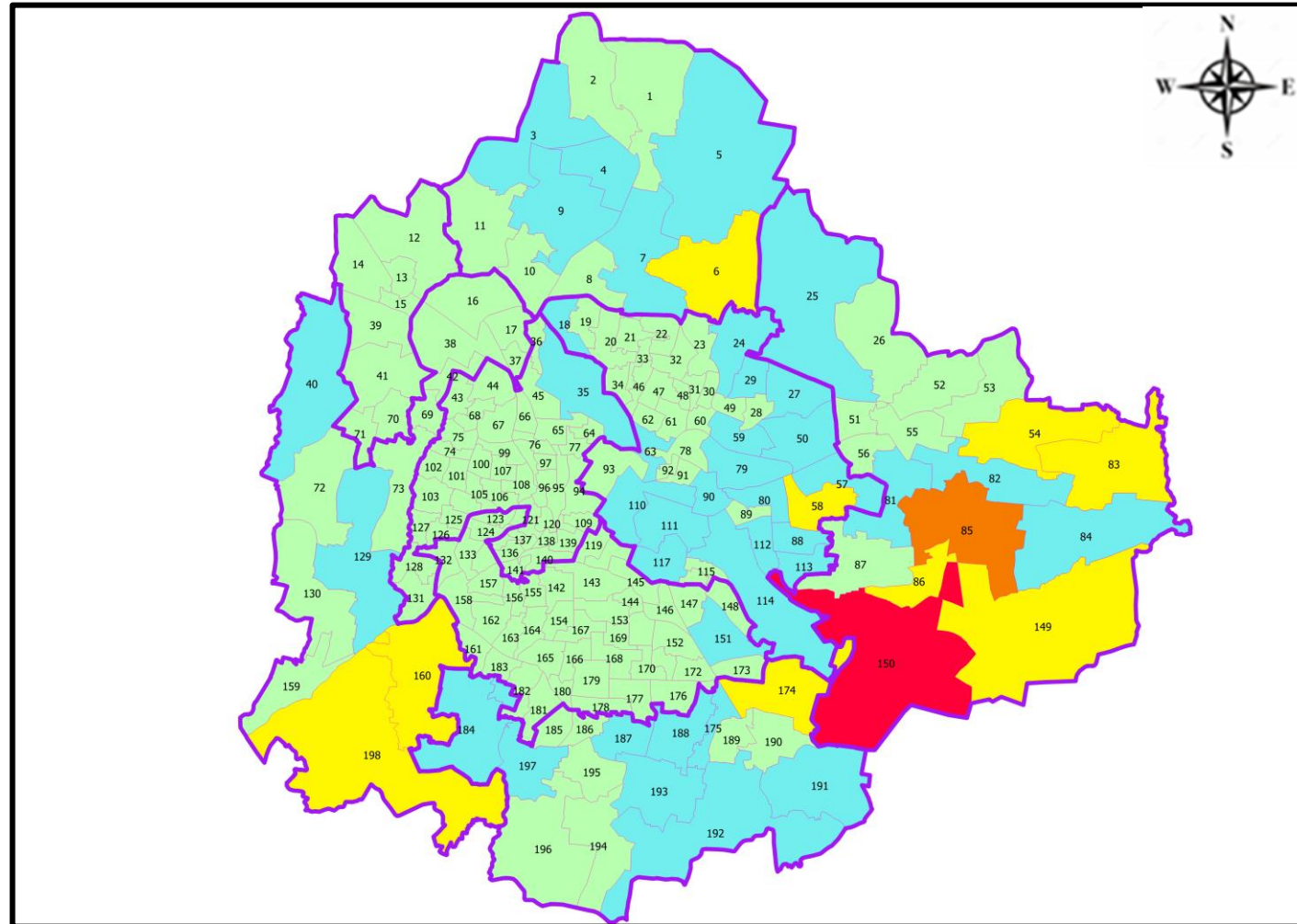
Ward No.	Ward Name	Daily Cases Average
150	Bellanduru	10
85	Dodda Nekkundi	5
149	Varthuru	4
83	Kadugodi	3
174	HSR Layout	3
58	New Tippasandra	3
54	Hudi	2
86	Marattahalli	2
160	Rajarajeshwari Nagar	2
198	Hemmigepura	2







### Top 10 wards reporting least number of positive cases in last 7 days

Ward No.	Ward Name	Daily Cases Average
196	Anjanapura	0
185	Yelchenahalli	0
182	Padmanabha Nagar	0
178	Sarakki	0
162	Girinagara	0
161	Hosakerehalli	0
158	Deepanjali Nagar	0
156	Srinagara	0
155	Hanumanth Nagar	0
144	Siddapura	0



# BENGALURU MAP SHOWING INTENSITY OF POSITIVE CASES IN LAST 7 DAYS



-  **Level 1 : 0 to 5 Cases**
-  **Level 2 : 5 to 15 Cases**
-  **Level 3 : 15 to 25 Cases**
-  **Level 4 : 25 to 50 Cases**
-  **Level 5 : More than 50 Cases**
-  **Zone Boundaries**

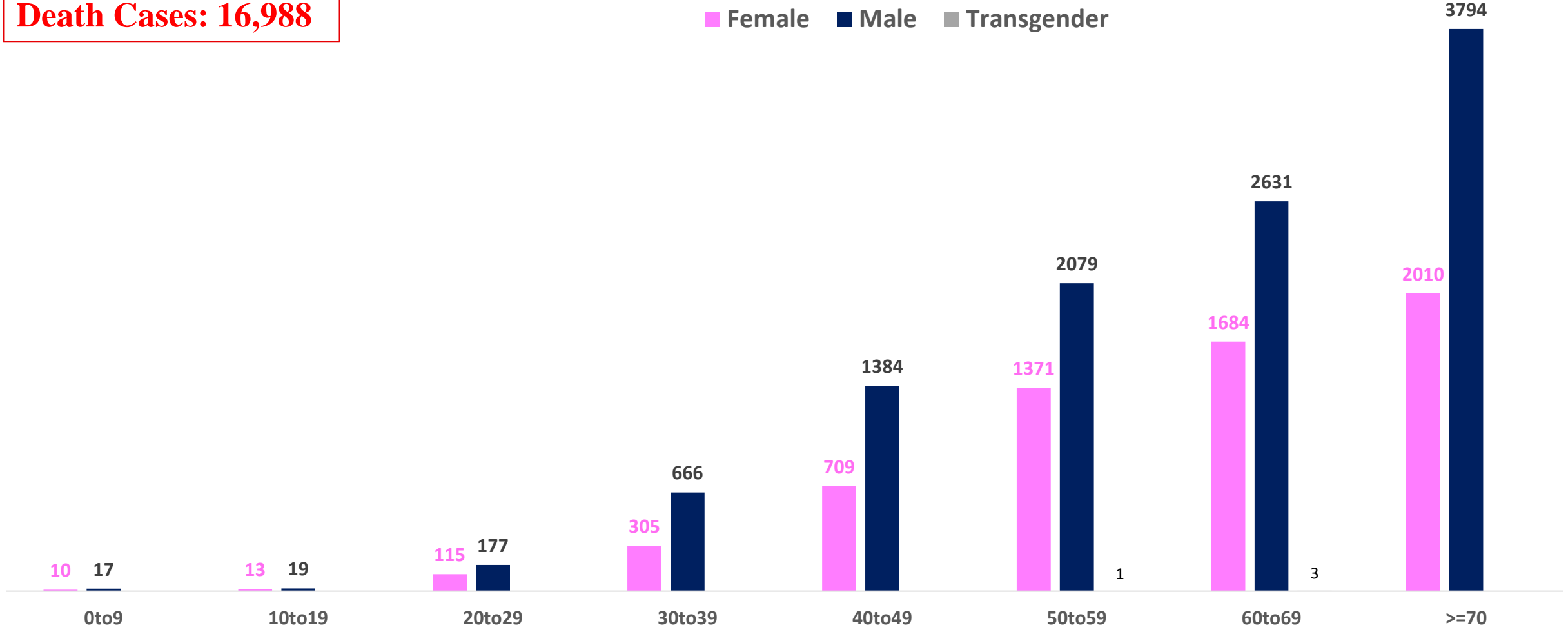




# AGE AND GENDER WISE DISTRIBUTION OF DEATH CASES



**Death Cases: 16,988**





# COVID-19 SCENARIO IN BENGALURU AND OTHER METROPOLITAN CITIES



CITY NAME	Positive Cases	Active Cases	Recovered	Deceased	Vaccine Doses Administered
New Delhi	20,03,537	374	19,76,661	26,502	3,72,53,905
Bengaluru*	18,72,151	2,257	18,52,906	16,988	2,37,42,968
Mumbai	11,49,558	699	11,29,126	19,733	2,21,18,514
Chennai	7,90,707	2,352	7,79,285	9,070	1,13,62,099

Source : <https://dashboard.cowin.gov.in/> at 4:30pm (04.10.2022)  
Source : <https://www.covid19bharat.org/> at 4:30pm(04.10.2022)

\*includes BBMP & Bengaluru Urban



# SNAPSHOT OF COVID-19 CASES IN BENGALURU URBAN



**Total Wards With  
< =10 Cases\* :  
180**

**Tests Conducted  
on 03.10.2022:  
2,247**

**Recovery  
Rate\*:  
98.97%**

**Total  
Active Cases :  
2,257**

**Total Vaccinated  
on 03.10.2022:  
440**





**Positivity  
Rate\* :  
1.00%**


**Active  
Rate\*:  
0.12%**

**Case  
Fatality Rate\* :  
0.18%**

\*Total positive cases In the past 7 days

\*CFR and positivity is for Past 7 days

<b>Download BBMP Bulletin</b>	<a href="https://apps.bbmpgov.in/covid19/mediabulletin.php">https://apps.bbmpgov.in/covid19/mediabulletin.php</a>
<b>To register for vaccination :</b>	<a href="https://selfregistration.cowin.gov.in/">https://selfregistration.cowin.gov.in/</a>
<b>BBMP COVID19 Dashboard:</b>	<a href="https://apps.bbmpgov.in/covid19/">https://apps.bbmpgov.in/covid19/</a>
<b>Follow us on:</b>	 <a href="http://www.facebook.com/bbmp.comm1/">www.facebook.com/bbmp.comm1/</a>
	 <a href="https://twitter.com/BBMPCOMM">twitter.com/BBMPCOMM</a>
	  <a href="https://www.instagram.com/BBMPSplHealth">BBMPSplHealth</a>



Issued by:

Honorable Chief Commissioner, BBMP  
Special Commissioner Health & IT, BBMP  
MD, Bengaluru Smart City Limited

**THANK YOU !**

